



County Communicator Leon County

1st Quarter of 2021: January – March

Total Calls: 410

Visits to 211Texas.Org: 205

Top 10 Need Categories

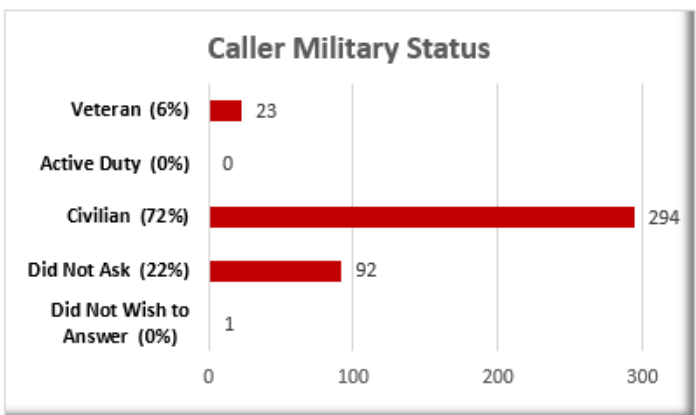
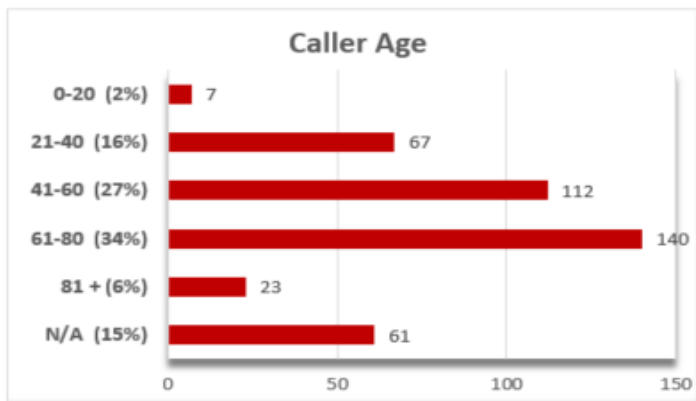
1	Health Care	41%
2	Utility Assistance	19%
3	Housing	9%
4	Food/Meals	7%
5	Disaster Services	6%
6	Income Support/Assistance	5%
7	Mental Health/Addictions	5%
8	Individual Family and Community Support	3%
9	Legal Consumer and Public Safety Services	2%
10	Transportation	2%

Percent of Unmet Needs by Category

Sorted by total number of requests
Ex. 12% of Housing requests are unmet

Housing	12%
Food/Meals	10%
Utility Assistance	6%
Individual Family and Community Support	10%

Call Information *



Caller City

Buffalo	116
Centerville	67
Concord	1
Flynn	6
Jewett	49
Leona	14
Marquez	23
Normangee	71
Oakwood	63

*Graphs do not reflect data not captured or client's right to refusal.

This data is 2-1-1 proprietary information. Please do not publish this information without citing or attributing this data to 2-1-1 Texas Bryan/College Station.





County Communicator

Leon County

2nd Quarter of 2021: April – June

Total Calls: 251

Visits to 211Texas.Org: 250

Top 10 Need Categories

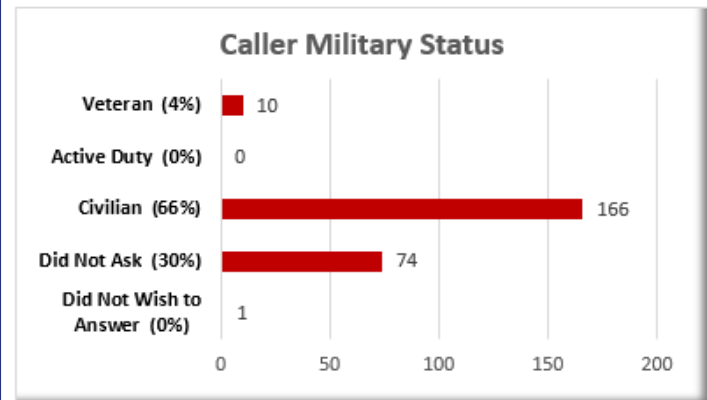
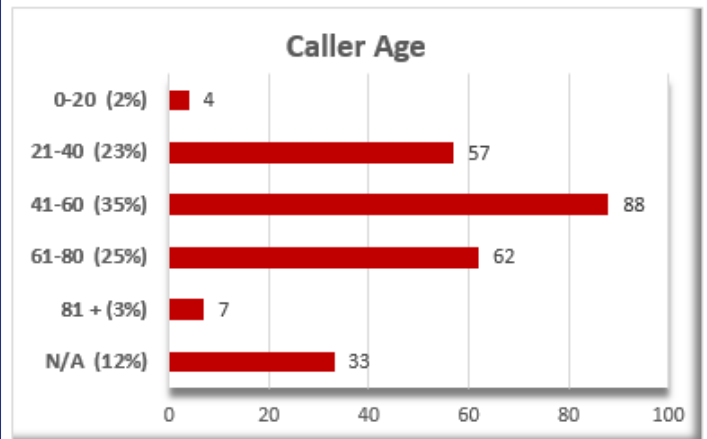
1 Health Care	23%
2 Housing	17%
3 Utility Assistance	13%
4 Food/Meals	10%
5 Individual Family and Community Support	9%
6 Mental Health/Addictions	7%
7 Income Support/Assistance	6%
8 Information Services	5%
9 Disaster Services	4%
10 Legal Consumer and Public Safety Services	3%

Percent of Unmet Needs by Category

Sorted by total number of requests
Ex. 14% of Housing requests are unmet

Housing	14%
---------	-----

Call Information *



Caller City

Buffalo	60
Centerville	45
Concord	5
Flynn	1
Jewett	35
Leona	10
Marquez	21
Normangee	31
Oakwood	43

*Graphs do not reflect data not captured or client's right to refusal.

This data is 2-1-1 proprietary information. Please do not publish this information without citing or attributing this data to 2-1-1 Texas Bryan/College Station.

